

Fri
SAT

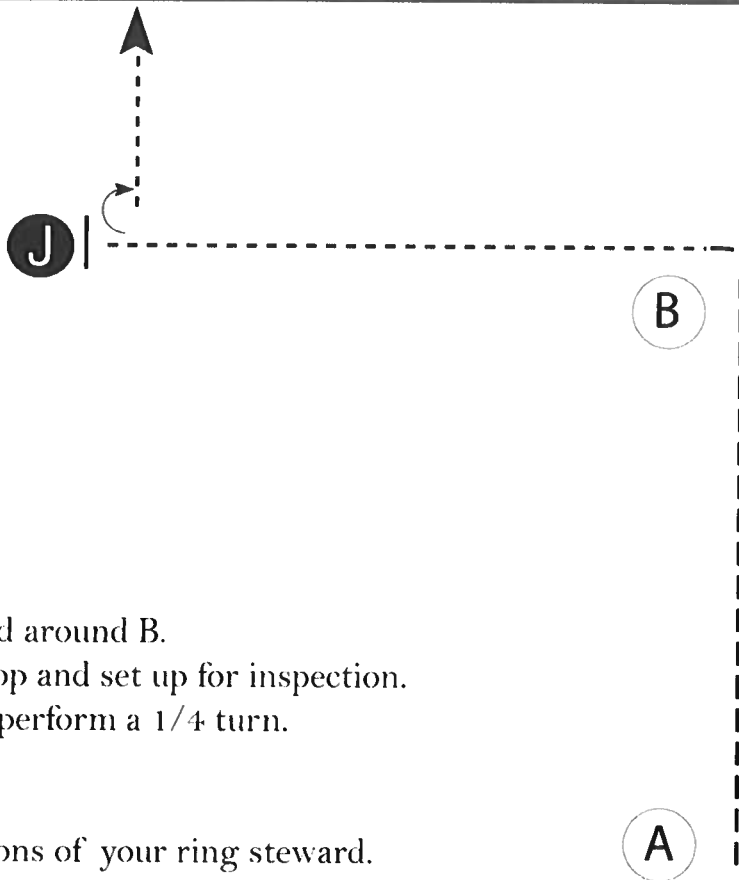
Star Spangled Classic

Showmanship (All Walk/Trot)

Show Date: July 21-22, 2023

w w w . H o r s e S h o w P a t t e r n s . c o m

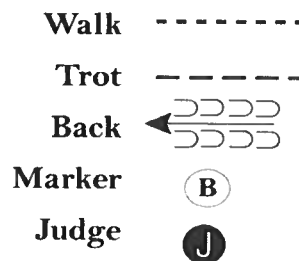
w w w . H o r s e S h o w P a t t e r n s . c o m



Be ready at A.

1. Trot from A to and around B.
2. Walk to Judge, stop and set up for inspection.
3. When dismissed, perform a 1/4 turn.
4. Exit at a walk.

Follow the instructions of your ring steward.



[S/WT-38]

Pattern Provided by:

The Judges (April)

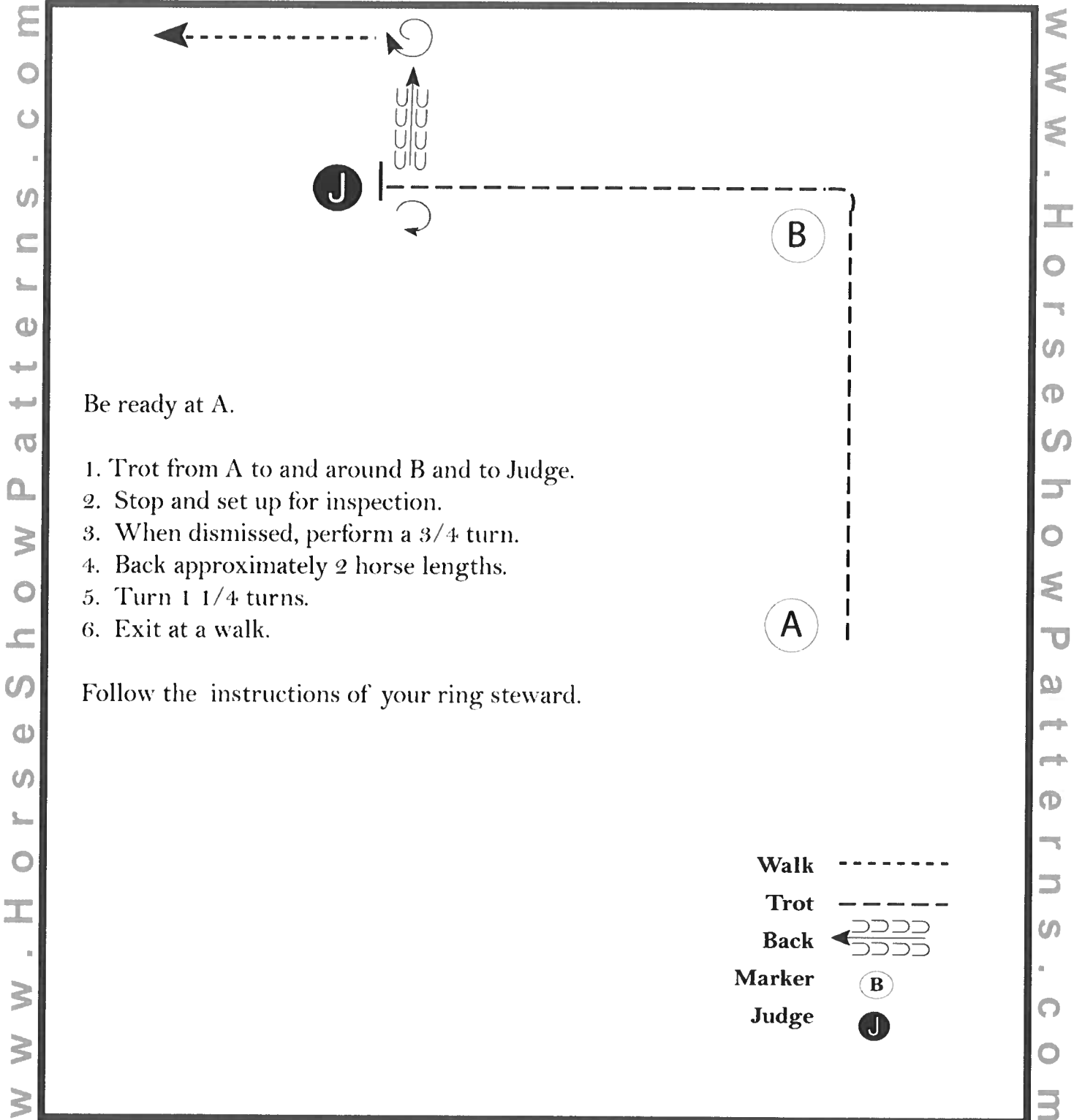
Star Spangled Classic

Fri
SAT

Showmanship (Yth 13)

YOUTH - ALL BREED
AM - MASTERS

Show Date: July 21-22, 2023



Be ready at A.

1. Trot from A to and around B and to Judge.
2. Stop and set up for inspection.
3. When dismissed, perform a 3/4 turn.
4. Back approximately 2 horse lengths.
5. Turn 1 1/4 turns.
6. Exit at a walk.

Follow the instructions of your ring steward.

- Walk -----
- Trot - - - - -
- Back ←=====
- Marker ○ B
- Judge ○ J

[S/3-38]

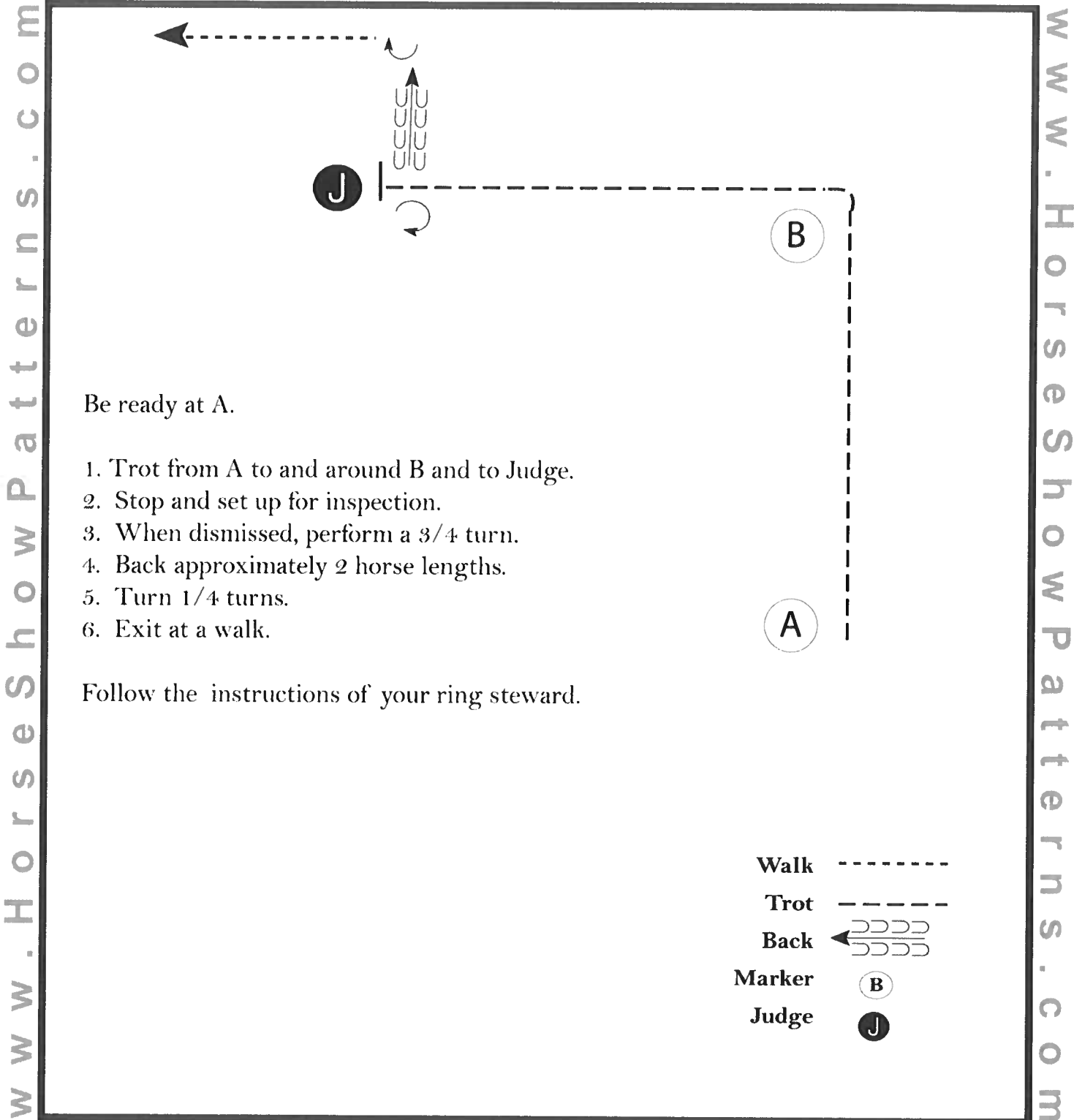
Pattern Provided by:
The Judges

Fri
SAT

Star Spangled Classic

Showmanship (All Level 1)

Show Date: July 21-22, 2023



Be ready at A.

1. Trot from A to and around B and to Judge.
2. Stop and set up for inspection.
3. When dismissed, perform a 3/4 turn.
4. Back approximately 2 horse lengths.
5. Turn 1/4 turns.
6. Exit at a walk.

Follow the instructions of your ring steward.

- Walk -----
- Trot -----
- Back ←————
- Marker ○ B
- Judge ○ J

[S/2-38]

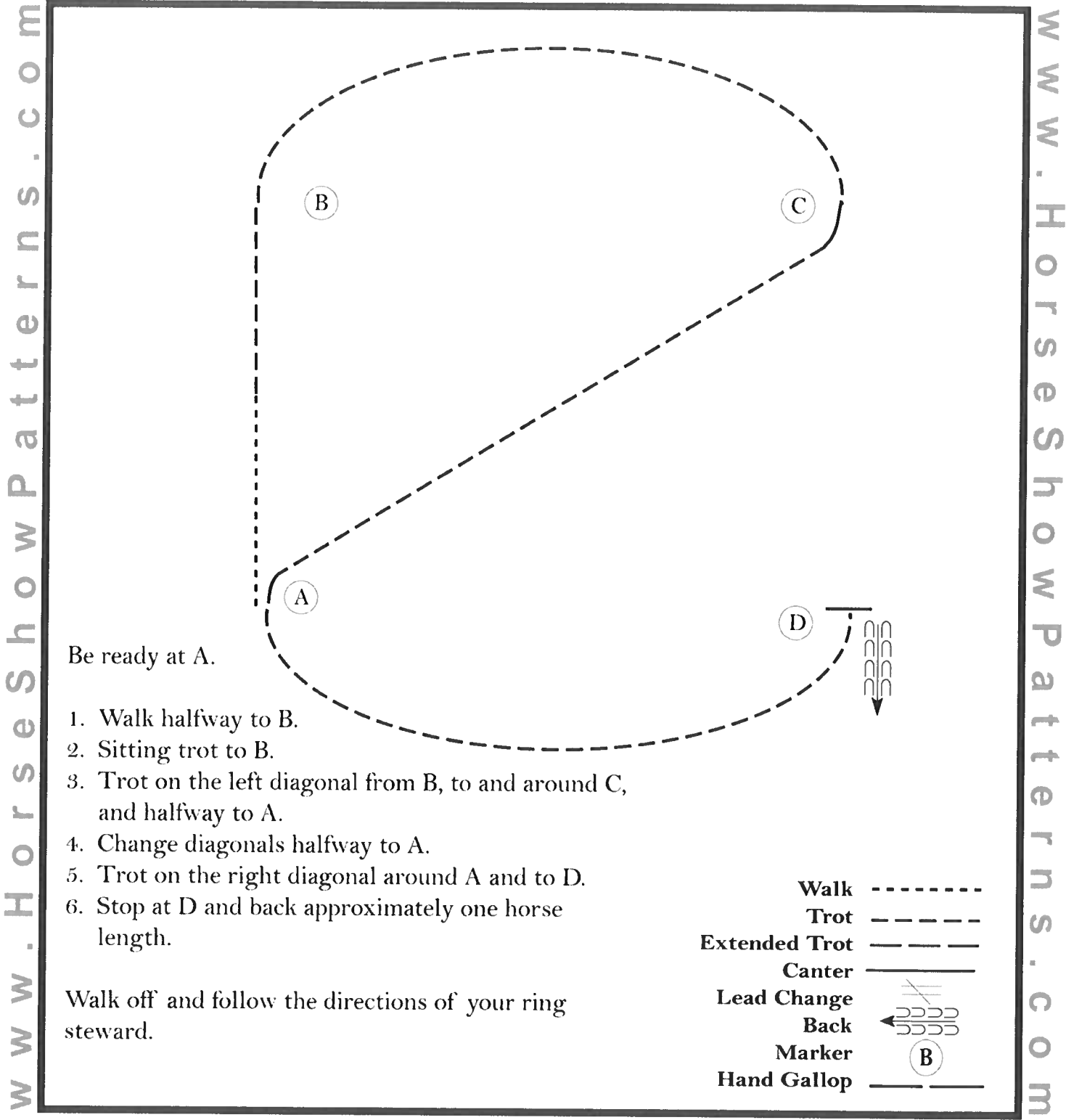
Pattern Provided by:
The Judges

Fri
SAT

Star Spangled Classic

Hunt Seat Equitation (All Walk/Trot)

Show Date: July 21-22, 2023



Be ready at A.

1. Walk halfway to B.
2. Sitting trot to B.
3. Trot on the left diagonal from B, to and around C, and halfway to A.
4. Change diagonals halfway to A.
5. Trot on the right diagonal around A and to D.
6. Stop at D and back approximately one horse length.

Walk off and follow the directions of your ring steward.

- Walk -----
- Trot - - - - -
- Extended Trot _____
- Canter _____
- Lead Change
- Back
- Marker (B)
- Hand Gallop

[HSE/WT-52]

Pattern Provided by:
The Judges

Fri
SAT

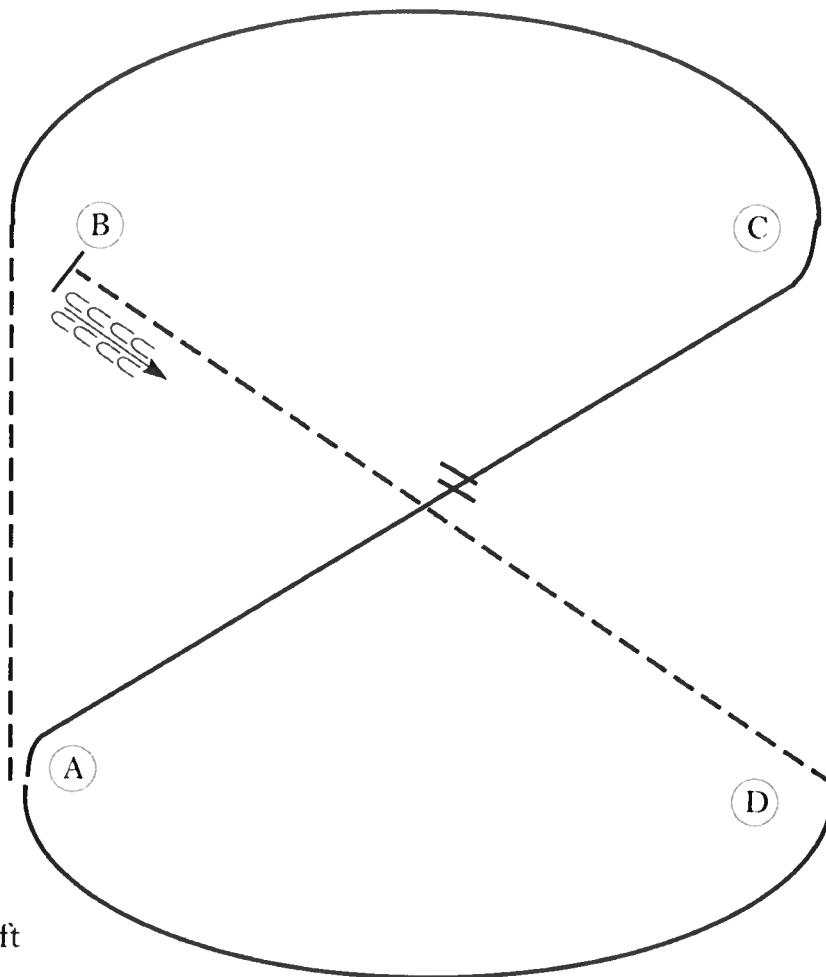
Star Spangled Classic

Hunt Seat Equitation (All Novice)

Show Date: July 21-22, 2023

w w w . H o r s e S h o w P a t t e r n s . c o m




w w w . H o r s e S h o w P a t t e r n s . c o m



Be ready at A.

1. Trot on the left diagonal to B.
2. Canter on the right lead to and around C and half way to A.
3. Perform a simple lead change between C and A.
4. Canter around A and to D.
5. Trot on the right diagonal from D to B.
6. Stop at B and back approximately one horse length.

Walk off and follow the directions of your ring steward.

Walk	-----
Trot	-----
Extended Trot	-----
Canter	-----
Lead Change	
Back	
Marker	
Hand Gallop	-----

[HSE/1-52]

Pattern Provided by:
The Judges

Star Spangled Classic

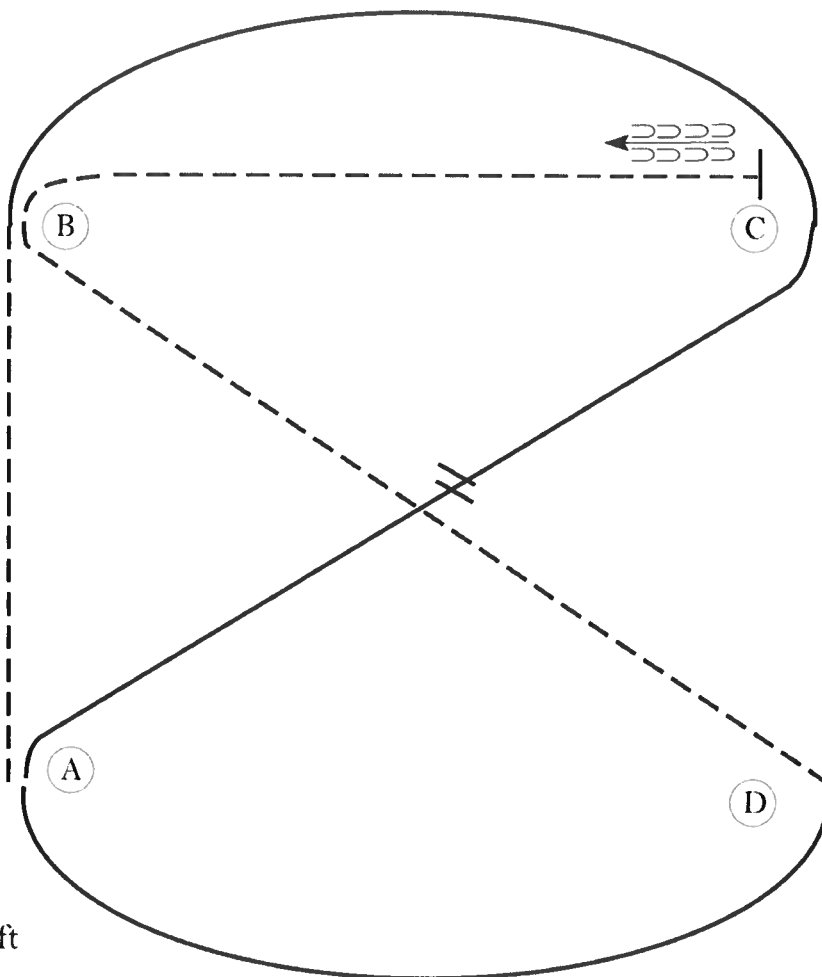
Hunt Seat Equitation (Yth 13) AM - MASTERS

Show Date: July 21-22, 2023 YOUTH - ALL BREED

FR
SAT

w w w . H o r s e S h o w P a t t e r n s . c o m

w w w . H o r s e S h o w P a t t e r n s . c o m



Be ready at A.

1. Trot on the left diagonal to B.
2. Canter on the right lead to and around C and half way to A.
4. Change leads between C and A.
5. Canter around A and to D.
6. Trot on the right diagonal from D to B.
7. Trot in a two-point position to C.
8. Stop at C and back approximately one horse length.

Walk off and follow the directions of your ring steward.

Walk	-----
Trot	-----
Extended Trot	-----
Canter	-----
Lead Change	
Back	←←← ←←←
Marker	⊙ B
Hand Gallop	-----

[HSE/2-52]

Pattern Provided by:

The Judges

Star Spangled Classic

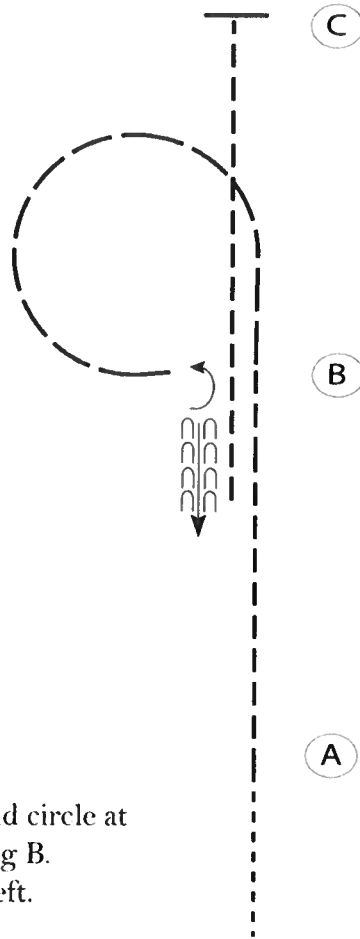
Horsemanship (All Walk/Jog)

Show Date: July 21-22, 2023

FR:
SAT

www.HorseShowPatterns.com

www.HorseShowPatterns.com



Begin before A at a walk.

1. Jog from A to B.
2. At B, extend the jog and circle at B as shown. Stop facing B.
3. Turn 1/4 turn to the left.
4. Back one horse length.
5. Jog to C. Stop at C.

Follow the instructions of your ring steward.

Walk	-----
Jog	- - - - -
Extended Jog	- - - - -
Lope	—————
Leg Yield	
Lead Change	↙ ↘
Back	← ← ← ← ←
Marker	⊙
Sidepass	← →

[WH/WT-17]

Pattern Provided by:
The Judges

Star Spangled Classic

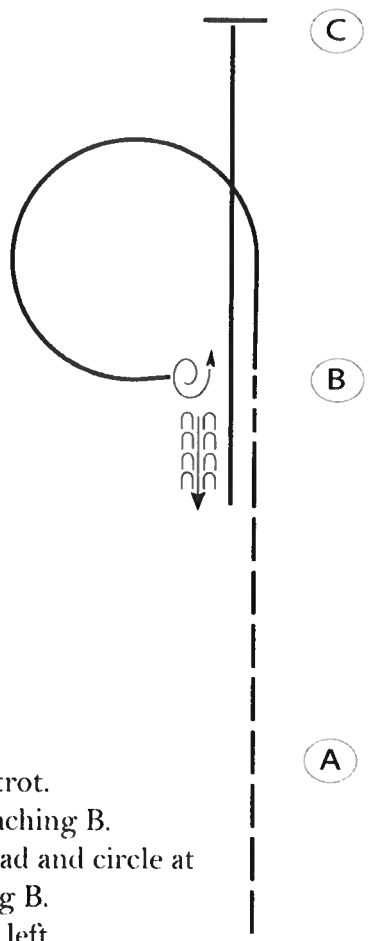
Horsemanship (Yth 13) YOUTH ALLBREED

Show Date: July 21-22, 2023 MASTERS / AM

FRI
SAT

w w w . H o r s e S h o w P a t t e r n s . c o m

w w w . H o r s e S h o w P a t t e r n s . c o m



Begin before A.

1. Pass A at an extended trot.
2. Slow to a jog before reaching B.
3. At B, lope on the left lead and circle at B as shown. Stop facing B.
4. Turn 1 1/4 turn to the left.
5. Back one horse length.
6. Lope on the right lead to C. Stop at C.

Follow the instructions of your ring steward.

Walk	-----
Jog	-----
Extended Jog	-----
Lope	—————
Leg Yield	
Lead Change	↘
Back	← ← ←
Marker	⊙
Sidepass	←-----→

[WH/3-17]

Pattern Provided by:
The Judges

FR
SAT

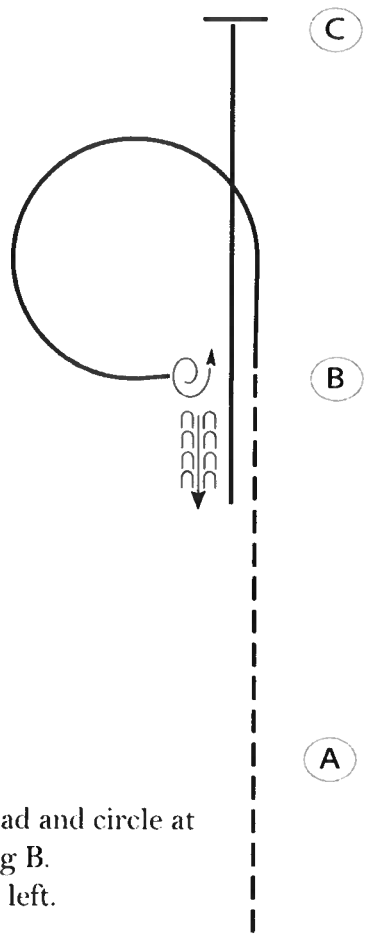
Star Spangled Classic

Horsemanship (All Novice)

Show Date: July 21-22, 2023

w w w . H o r s e S h o w P a t t e r n s . c o m

w w w . H o r s e S h o w P a t t e r n s . c o m



Begin before A at a jog.

1. Jog from A to B.
2. At B, lope on the left lead and circle at B as shown. Stop facing B.
3. Turn 1 1/4 turn to the left.
4. Back one horse length.
5. Lope on the right lead to C. Stop at C.

Follow the instructions of your ring steward.

Walk	-----
Jog	-----
Extended Jog	-----
Lope	—————
Leg Yield	
Lead Change	—/—
Back	← C C C C C
Marker	(B)
Sidepass	←-----→

[WH/2-17]

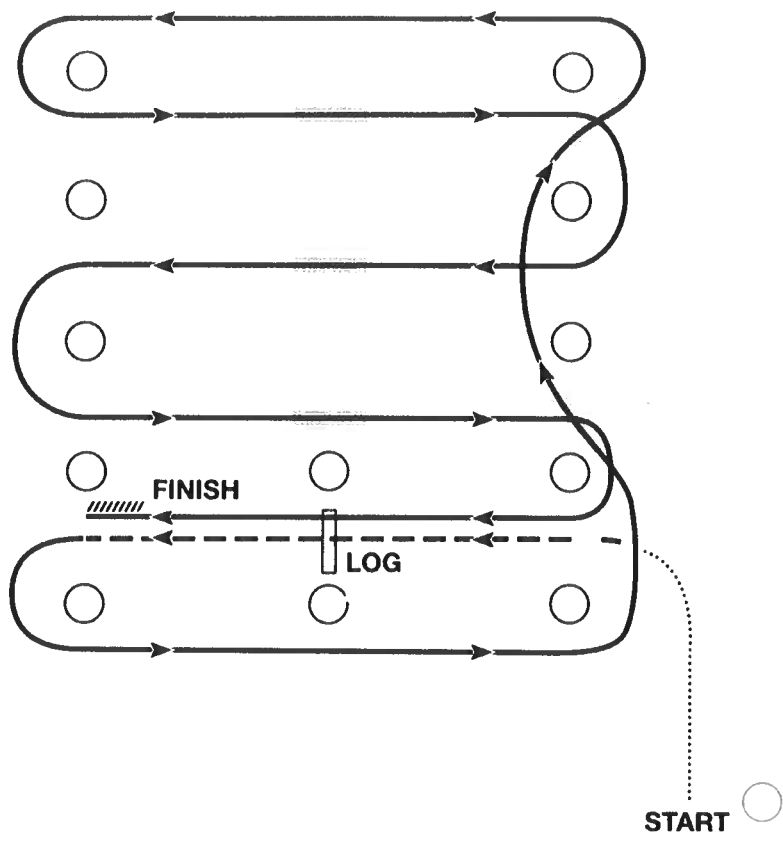
Pattern Provided by:
The Judges



Frills

Green Novice

Green Western Riding Pattern #9

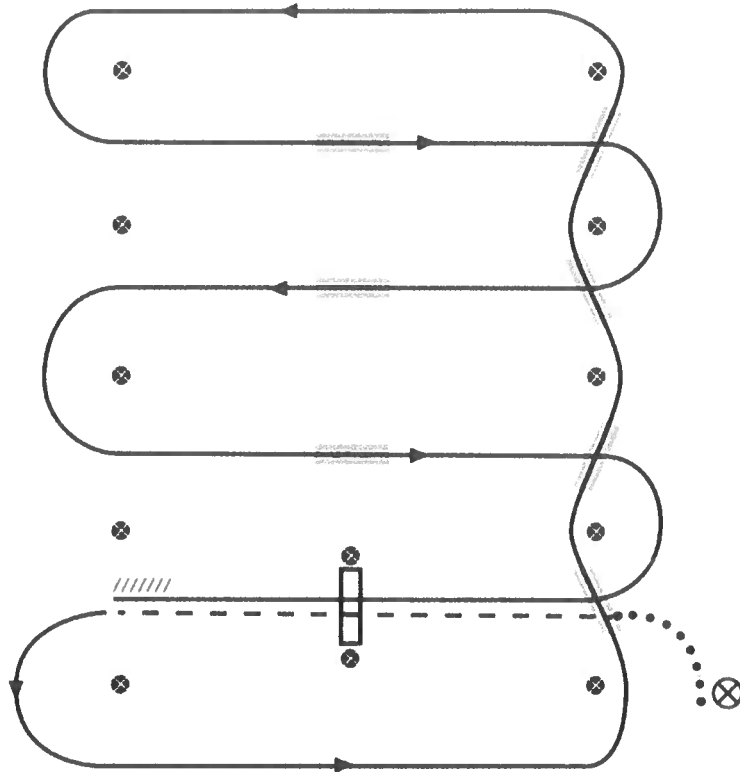


1. Walk at least 15 feet from start cone to the first marker, as drawn, transition to jog, jog over log.
2. Transition to left lead and lope around end.
3. First line change.
4. Second line change, lope around end of arena.
5. First crossing change.
6. Second crossing change.
7. Third crossing change.
8. Lope over log.
9. Lope, stop and back.

FR / SAT

YOUTH / AM / JR / SR / MASTERS

Western Riding Pattern #9



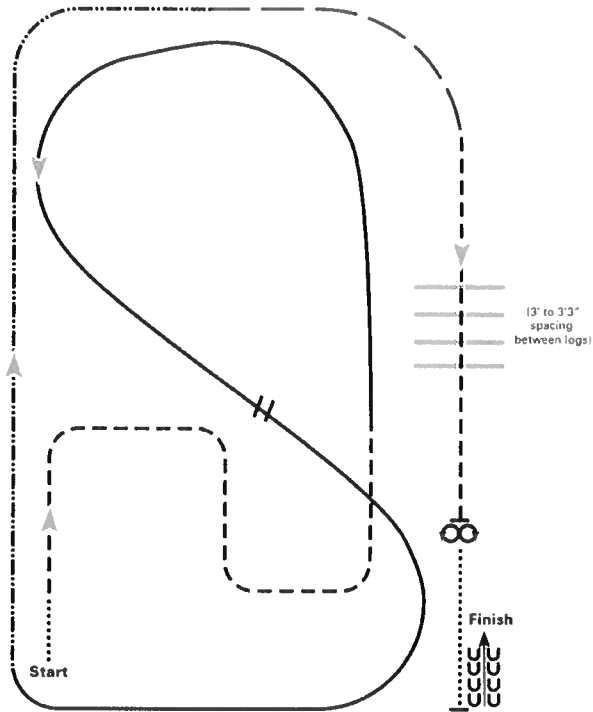
⊗ START CONE
LEAD CHANGING AREA
WALK
JOG
LOPE
BACK

1. Walk at least 15 feet from start cone to the first marker, as drawn, transition to jog, jog over log
2. Transition to the lope, on the left lead
3. First line change
4. Second line change
5. Third line change
6. Fourth line change
7. First crossing change
8. Second crossing change
9. Third crossing change
10. Lope over log
11. Lope, stop & back

Fr/SAT

ALL

Ranch Riding Pattern #3



1. Walk
2. Trot serpentine
3. Lope left lead around the end of the arena and then diagonally across the arena
4. Change leads (simple or flying) and
5. Lope on the right lead around end of the arena
6. Extend lope on the straight away and around corner to the center of the arena
7. Extend trot around corner of the arena
8. Collect to a trot
9. Trot over poles
10. Stop, do 360 turn each direction (either direction 1st) (L-R or R-L)
11. Walk, stop and back